





## Hinode-giri Azalea

*Rhododendron 'Hinode-giri'*

Height: 6 feet

Spread: 6 feet

Sunlight:  

Hardiness Zone: 6b

Other Names: Hinodegiri Azalea, Hinode Giri Azalea

Group/Class: Kurume Hybrid

### Description:

An evergreen variety that bears volumes of spectacular cherry red blooms from early to mid spring; absolutely must have well-drained, highly acidic and organic soil, use plenty of peat moss when planting

### Ornamental Features


Hinode-giri Azalea is covered in stunning clusters of cherry red trumpet-shaped flowers at the ends of the branches from early to mid spring, which emerge from distinctive dark red flower buds. It has dark green evergreen foliage which emerges chartreuse in spring. The glossy oval leaves remain dark green throughout the winter.

### Landscape Attributes

Hinode-giri Azalea is a dense multi-stemmed evergreen shrub with an upright spreading habit of growth. Its relatively coarse texture can be used to stand it apart from other landscape plants with finer foliage.

This is a relatively low maintenance shrub, and should only be pruned after flowering to avoid removing any of the current season's flowers. It has no significant negative characteristics.

Hinode-giri Azalea is recommended for the following landscape applications;



*Hinode-giri Azalea flowers*  
Photo courtesy of NetPS Plant Finder



*Hinode-giri Azalea in bloom*  
Photo courtesy of NetPS Plant Finder

- Accent
- Mass Planting
- General Garden Use

## Planting & Growing

Hinode-giri Azalea will grow to be about 6 feet tall at maturity, with a spread of 6 feet. It tends to be a little leggy, with a typical clearance of 1 foot from the ground, and is suitable for planting under power lines. It grows at a slow rate, and under ideal conditions can be expected to live for 40 years or more.

This shrub does best in full sun to partial shade. You may want to keep it away from hot, dry locations that receive direct afternoon sun or which get reflected sunlight, such as against the south side of a white wall. It requires an evenly moist well-drained soil for optimal growth, but will die in standing water. It is very fussy about its soil conditions and must have rich, acidic soils to ensure success, and is subject to chlorosis (yellowing) of the foliage in alkaline soils. It is somewhat tolerant of urban pollution, and will benefit from being planted in a relatively sheltered location. Consider applying a thick mulch around the root zone in winter to protect it in exposed locations or colder microclimates. This particular variety is an interspecific hybrid.



*Hinode-giri Azalea in bloom*  
*Photo courtesy of NetPS Plant Finder*